



**FIRST TERM A.Y. 2025 - 2026**

# USAGE STATISTICS REPORT FOR COLLEGE

### CORA (Reference Queries)



Number of reference questions answered.

**652**

Number of roving references catered.

**4th Year**

Level with the highest number of queries.

**1st Year**

Year level with the highest number catered.

### Online Document Delivery Service




**4**

Book Scanning requests



**77**

Access to thesis collection requests



**Architecture**

Access to thesis collection requests

### Grammarly Service



**359**

Number of service requests

### Facebook and Webpage Activity



**3.4K**

Facebook Likes



**3.8k**

Facebook Followers



**256,650**

Visits to the library web page

### Book-A-Librarian



**19**

Sessions Conducted



**403**

Students attended the the session.

### Print Books



**371**

Borrowing Transaction Count



**STEM**

Program with the Highest Number of Transactions

### Book-A-Seat Service



**9,433**

Total Number of Reservations

Number of Reservations


**4,522**

CLIR Einstein


**4,911**

CLIR Rizal


### Most Viewed E-Books



Most requested Cengage E-book (requested 435 times)



Most requested Pearson E-book (requested 25 times)



Most requested Pearson E-book (requested 25 times)

### Online Database

**Britannica Academic**

**26,776** Number of hits

**Cengage Learning**

**1,365** Number of hits

**Pearson**

**67** Number of hits

**Wiley Digital Textbooks**

**4,438** Number of hits

**Science Direct**

**11,757** Number of hits

**Philippine E-Journals**

**50** Number of hits