



**SECOND TERM A.Y. 2025 - 2026**

# USAGE STATISTICS REPORT

## CLIR REOURCES

### CORA (Reference Queries)



Number of reference questions answered.



Number of roving references catered.

**4th Year**

Level with the highest number of queries.

**1st Year**

Year level with the highest number catered.

### Online Document Delivery Service




**4**

Book Scanning requests



**35**


Access to thesis collection requests



**Architecture**

Access to thesis collection requests

### Book-A-Librarian



**19**

Sessions Conducted



**19**

Students attended the the session.

### Grammarly Service



**160**


Number of service requests

### Facebook and Webpage Activity



**3.8K**

Facebook Likes



**3.8k**

Facebook Followers



**259,205**

Visits to the library web page

### Print Books



**138**

Borrowing Transaction Count



**Civil Engineering**

Program with the Highest Number of Transactions

### Book-A-Seat Service



**2,875**

Total Number of Reservations

Number of Reservations


**1,227**

CLIR Einstein


**1,648**

CLIR Rizal


### Most Viewed E-Books




Most requested Wiley E-book (requested 483 times)



Most requested Cengage E-book (requested 56 times)



Most requested Taylor and Francis E-book (requested 4 times)



Most requested Pearson E-book (requested 3 times)

### Online Database

**Britannica Academic**

**14,457** Number of hits

**Cengage Learning**

**233** Number of hits

**Pearson**

**3** Number of hits

**Wiley Digital Textbooks**

**3,250** Number of hits

**Science Direct**

**-** Number of hits

**Philippine E-Journals**

**12** Number of hits