



# FIRST SEMESTER A.Y. 2025 - 2026 USAGE STATISTICS REPORT FOR SHS

## CORA (Reference Queries)

**102**

Number of roving references catered.

**STEM**

Strand with the highest number of queries.

**GRADE 11**

Year level with the highest number catered.

## Facebook and Webpage Activity



**3.4K**

Facebook Likes



**3.8k**

Facebook Followers



**256,650**

Visits to the library web page

## Grammarly Service



**359**

Number of service requests

## Print Books



**371**


Borrowing Transaction Count




**STEM**

Program with the Highest Number of Transactions


## Most Viewed E-Books



Most requested Cengage E-book (requested 435 times)



Most requested Pearson E-book (requested 25 times)



Most requested Pearson E-book (requested 25 times)

## Book-A-Seat Service



**1,519**

Total Number of Reservations

Number of Reservations

**1,327**

CLIR Einstein

**264**

CLIR Rizal

## Online Database

**Britannica Academic**

**26,776** Number of hits

**Cengage Learning**

**1,365** Number of hits

**Pearson**

**67** Number of hits

**Wiley Digital Textbooks**

**4,438** Number of hits

**Science Direct**

**11,757** Number of hits

**Philippine E-Journals**

**50** Number of hits