



## THIRD TERM A.Y. 2024 - 2025

# USAGE STATISTICS REPORT

## FOR COLLEGE

### CORA (Reference Queries)



Number of reference questions answered.

**2,290**

Number of roving references catered.

**1st Year**

Level with the highest number of queries.

**2nd Year**

Year level with the highest number catered.

### Online Document Delivery Service




**8**

Book Scanning requests



**44**

Access to thesis collection requests



**Civil Engineering**

Program with the highest number of requests

### Grammarly Service



**247**


Number of service requests

### Facebook and Webpage Activity




**3.4K**

Facebook Likes



**3.7K**

Facebook Followers



**254,104**

Visits to the library web page

### Book-A-Librarian



**31**

Sessions Conducted



**689**


Students attended the the session.

### Print Books



**657**

Borrowing Transaction Count



**Civil Engineering**

Program with the Highest Number of Transactions

### Book-A-Seat Service



**13,271**

Total Number of Reservations

### Number of Reservations


**6,557**

CLIR Einstein


**8,196**

CLIR Rizal

### Most Viewed E-books



Most viewed Cengage E-book (activated 225 times)



Most viewed Pearson E-book (activated 8 times)



Most viewed Wiley Digital Textbook (activated 394 times)

### Online Databases

**Britannica Academic**

**14,682** Number of hits

**Cengage Learning**

**886** Number of activations

**Pearson**

**8** Number of activations

**Taylor & Francis**

**3** Number of activations

**Wiley Digital Textbooks**

**4073** Number of activations

**Philippine E-Journals**

**266** Number of hits

**Science Direct**

**13,098** Journal articles requests